

SpellingYouSee®

C

# Wild Tales

Sample Lesson



# Table of Contents

---

## Getting Started

About the Program.....	2
Necessary Items.....	3
A Wild Tales Week.....	4

## About the Activities

Shared Reading.....	5
Chunking.....	6
Chunking Guide.....	7
Suggested Order for Chunking.....	35
Copywork.....	8
No Rule Day.....	9
Dictation.....	10
Tips for Success.....	11

## Resources

Next Steps.....	62
Frequently Asked Questions.....	63
Glossary.....	66
Index of Topics.....	68
Bibliography.....	70

## Individual Lesson Instruction

Lesson 1.....	12
Lesson 2.....	14
Lesson 3.....	16
Lesson 4.....	18
Lesson 5.....	20
Lesson 6.....	22
Lesson 7.....	24
Lesson 8.....	26
Lesson 9.....	28
Lesson 10.....	30
Lesson 11.....	32
Lesson 12.....	34
Lesson 13.....	36
Lesson 14.....	37
Lesson 15.....	38
Lesson 16.....	39
Lesson 17.....	40
Lesson 18.....	42
Lesson 19.....	44
Lesson 20.....	45
Lesson 21.....	46
Lesson 22.....	47
Lesson 23.....	48
Lesson 24.....	49
Lesson 25.....	50
Lesson 26.....	51
Lesson 27.....	52
Lesson 28.....	53
Lesson 29.....	54
Lesson 30.....	55
Lesson 31.....	56
Lesson 32.....	57
Lesson 33.....	58
Lesson 34.....	59
Lesson 35.....	60
Lesson 36.....	61

## Online Resources

Visit [spellingousee.com](http://spellingousee.com) for videos and downloads to support your Wild Tales lessons.

## About the Activities Chunking

### 🗨️ Chunking

Chunking is the process of locating and marking specific letter patterns within the passage.





- The six different letter patterns, or chunks, are each assigned a different color. Using color is fun and powerful and creates a strong visual connection to each pattern. The same colors are used throughout all skill development levels of Spelling You See.
- Students will mark the chunks in the passage that are specified in the instructions on the Student Workbook pages. Be certain to check every day to see which letter patterns are being chunked, as they will change from lesson to lesson or even from page to page.
- Close examination of letter patterns and consistent chunking of passages help students to create pictures in their minds of the correct spellings of words.
- Repeated chunking of a familiar passage further establishes a visual memory for irregularly-spelled words and strengthens automatic recall of correct spelling.
- Your student does not need to memorize the lists of chunks, as they are provided on the Student Workbook pages to reference as needed.
- A quick guide to the chunks and their assigned colors can be found on the next page. This can also be downloaded from the Digital Tools on the website.
- Detailed information on each kind of chunk can be found in the lessons in which they are introduced.
- If errors are made (e.g., the student marks something that is not a chunk), the error should be erased and corrected as soon as it is noticed. Ask them to look at the chunk reference box or the page header to see if the letters they marked are listed as a chunk. If a letter pattern is not indicated as a chunk, it should not be marked.



## About the Activities Chunking Guide

<p><b>Vowel Chunks</b> (<i>yellow</i>) Two or more letters that make a single vowel sound.</p>	<p>aa ae ai ao au aw ay ea ee ei eo eu ew ey eau ia ie ii io iu oa oe oi oo ou ow oy ua ue ui uo uu uy</p>
<p><b>Bossy r Chunks</b> (<i>purple</i>) Sometimes called <i>r-controlled</i> vowels, the <i>r</i> “bosses” the vowel it follows.</p>	<p>ar er ir or ur</p>
<p><b>Consonant Chunks</b> (<i>blue</i>) Two or more letters that make a single consonant sound.</p>	<p>ch gh ph sh th wh wr gn kn dg qu ck tch bb cc dd ff gg hh kk ll mm nn pp rr ss tt vv ww zz</p>
<p><b>Tricky y Guy</b> (<i>green</i>) Usually found at the end of words but may be in the middle.</p>	<p>Can sound like long e (baby), long i (fly), or short i (bicycle).</p>
<p><b>Endings</b> (<i>pink/red</i>) Added to a base word to change its meaning.</p>	<p>-ed -es -ful -ing -ly</p>
<p><b>Silent Letters</b> (<i>orange</i>) Only mark silent letters that aren’t part of a chunk.</p>	<p>e h l b Other letters may occasionally be silent.</p>
<p><b>When Chunks Overlap</b></p>	<p>Some words have overlapping chunks. In lessons with multiple chunks, we suggest marking vowel chunks before Bossy <i>r</i> chunks, but Bossy <i>r</i> chunks before consonant chunks. If your student chooses a different combination of letters than in the answer key, do not mark it wrong. Discuss their choice and point out other possibilities. Your student may find it helpful to chunk the letter combination that they think will be the most difficult to remember.</p>

## Lesson 3 Consonant Chunks

	3A	3B	3C	3D	3E
 Shared Reading	✓	✓	✓	✓	✓
 Chunking					
 Copywork	🕒 10 min	🕒 10 min	🕒 10 min		
 No Rule Day				✓	
 Dictation					🕒 10 min

### New This Week: Consonant Chunks

ch gh ph sh th wh

wr gn kn dg qu ck tch

bb cc dd ff gg hh kk ll

mm nn pp rr ss tt vv ww zz

- The consonants consist of all the letters that are not vowels. A consonant chunk is made up of two consonants that make one sound in a word, such as *th* or *kn*.
- There is a complete list of consonant chunks on the student's workbook pages, so there is no need to memorize the chunks.

- Take your time as your student becomes familiar with these new letter patterns. Offer as much help as is needed.
- Explain to your student that while some consonant chunks make the sounds that you might expect, some change their sounds completely when they appear in a chunk, and some are even silent! Don't spend a lot of time discussing or emphasizing rules; your student will learn the correct spelling patterns by practicing with the chunks.
- Blends are not included with the consonant chunks. In a blend, each letter can be heard making its expected sound. The *st* in *stop* is an example of a blend.
- Consonant chunks are always marked with blue in Spelling You See.

## Lesson 3 Consonant Chunks

---

### Shared Reading

Read the passage aloud as your student follows along, then have your student read it back to you.

### Chunking

For this lesson, your student will need to chunk:

#### consonant chunks

Bullfrogs like ponds and marshy places. They eat fish and other small animals. A bullfrog's mouth is big enough to swallow lunch whole. The male bullfrog has a very loud call. The sound can be heard day and night.


[consonant chunks: 17](#)

### Copywork

Your student should always chunk the section of the passage that they have written for copywork. Paying close attention to their own writing in order to mark it will help further establish the letter patterns in their memory. They can look back at the previous page at the consonant chunk box if they need help finding chunks.

### No Rule Day

Be sure to make No Rule Day fun and relaxed. See page 9 for ideas.

 Your student shouldn't work for more than 10 minutes on this activity unless they would like to continue.

### Dictation

 Remember to limit the time spent on dictation to 10 minutes.

Don't worry if a passage is not finished during that time. Your student will have many opportunities to practice the words in other contexts.

Bullfrogs like ponds and marshy places. They eat fish and other small animals. A bullfrog's mouth is big enough to swallow lunch whole. The male bullfrog has a very loud call. The sound can be heard day and night.

**Word Count: 39**

📖 See Lesson 3 in the Instructor's Handbook for instructions and tips.

**Today's Activities:**

- Shared reading       Chunking (consonant chunks)       Copywork

Bullfrogs like ponds and marshy places. They eat fish and other small animals. A bullfrog's mouth is big enough to swallow lunch whole. The male bullfrog has a very loud call. The sound can be heard day and night.

**Consonant Chunks**

ch gh ph sh th wh  
gn kn qu wr dg ck tch  
bb cc dd ff gg hh kk ll mm  
nn pp rr ss tt vv ww zz



Copywork

Copy the story on the lines below. Then mark the same letter patterns that you marked on the printed passage. Look at the previous page if you need help finding the chunks.

Bullfrogs like ponds and marshy

B

places. They eat fish and

P

other small animals. A bullfrog's

O

mouth is big enough

m



See Lesson 3 in the Instructor's Handbook for instructions and tips.

**Today's Activities:**

- Shared reading       Chunking (consonant chunks)       Copywork

Bullfrogs like ponds and marshy places. They eat fish and other small animals. A bullfrog's mouth is big enough to swallow lunch whole. The male bullfrog has a very loud call. The sound can be heard day and night.



**Consonant Chunks**

ch gh ph sh th wh  
gn kn qu wr dg ck tch  
bb cc dd ff gg hh kk ll mm  
nn pp rr ss tt vv ww zz

Copywork

Copy the story on the lines below. Then mark the same letter patterns that you marked on the printed passage. Look at the previous page if you need help finding the chunks.

A bullfrog's mouth is big enough

A

to swallow lunch whole. The

t

male bullfrog has a very loud

T

call. The sound can be heard


C

See Lesson 3 in the Instructor's Handbook for instructions and tips.

## Today's Activities:

- Shared reading       Chunking (consonant chunks)       Copywork

Bullfrogs like ponds and marshy places. They eat fish and other small animals. A bullfrog's mouth is big enough to swallow lunch whole. The male bullfrog has a very loud call. The sound can be heard day and night.



### Consonant Chunks

ch	gh	ph	sh	th	wh			
gn	kn	qu	wr	dg	ck	tch		
bb	cc	dd	ff	gg	hh	kk	ll	mm
nn	pp	rr	ss	tt	vv	ww	zz	

Copywork

Copy the story on the lines below. Then mark the same letter patterns that you marked on the printed passage. Look at the previous page if you need help finding the chunks.

Bullfrogs like ponds and marshy

B

places. They eat fish and other

P

small animals. A bullfrog's mouth

S

is big enough to swallow lunch


i

See Lesson 3 in the Instructor's Handbook for instructions and tips.

**Today's Activities:**

- Shared reading       Chunking (consonant chunks)       No Rule Day

Bullfrogs like ponds and marshy places. They eat fish and other small animals. A bullfrog's mouth is big enough to swallow lunch whole. The male bullfrog has a very loud call. The sound can be heard day and night.



AMERICAN BULLFROG HEAD

**Consonant Chunks**

ch	gh	ph	sh	th	wh			
gn	kn	qu	wr	dg	ck	tch		
bb	cc	dd	ff	gg	hh	kk	ll	mm
nn	pp	rr	ss	tt	vv	ww	zz	

**No Rule Day**

Draw a picture of the story or write your own story. Be creative and have fun.

A series of ten horizontal lines, alternating in color between light green and light blue, providing a space for drawing or writing.

See Lesson 3 in the Instructor's Handbook for instructions and tips.

**Today's Activities:**

- Shared reading       Chunking (consonant chunks)       Dictation

Bullfrogs like ponds and marshy places. They eat fish and other small animals. A bullfrog's mouth is big enough to swallow lunch whole. The male bullfrog has a very loud call. The sound can be heard day and night.




**Consonant Chunks**

ch	gh	ph	sh	th	wh			
gn	kn	qu	wr	dg	ck	tch		
bb	cc	dd	ff	gg	hh	kk	ll	mm
nn	pp	rr	ss	tt	vv	ww	zz	

**Dictation**

Turn the page to write this week's story from dictation.





Write this week's story from dictation. Take your time and ask for help if you need it.

# Bullfrogs

Handwriting practice lines consisting of 12 sets of horizontal lines. Each set includes a top green line, a middle blue line, and a bottom green line, providing a guide for letter height and placement.